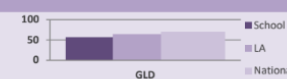
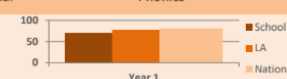
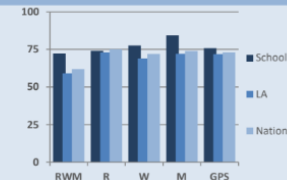
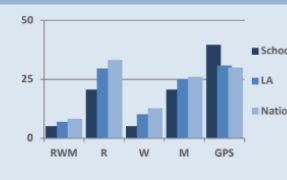
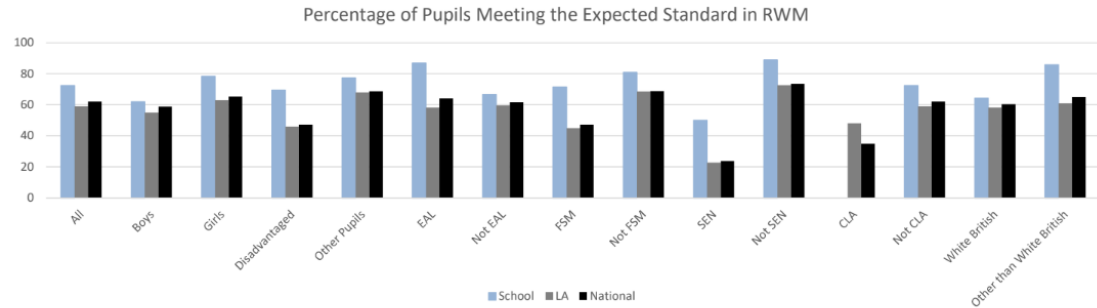


SCHOOL PERFORMANCE DATA FOR 2024-25

School: Primrose Hill Primary School and Childrens Centre DFE number: 3803										Headlines Dashboard	
EYFSP	Subject	Cohort	School	LA	National	EYFSP	LA Gap	National Gap	School 2024	2025 to 2024 Comparison	
	% GLD	66	56	63	68		-7	-12	52	4	
Phonics % Meeting the Expected Standard	Subject	Cohort	School	LA	National	Phonics	LA Gap	National Gap	School 2024	2025 to 2024 Comparison	
	Year 1	83	70	77	80		-7	-10	62	8	
Key Stage 2 % at the Expected Standard	Subject	Cohort	School	LA	National	Key Stage 2	LA Gap	National Gap	School 2024	2025 to 2024 Comparison	
	RWM Combined	58	72	59	62		13	10	56	17	
	Reading	58	74	73	75		1	-1	58	16	
	Writing (TA)	58	78	69	72		9	6	81	-3	
	Maths	58	84	72	74		12	10	81	4	
	GPS	58	76	72	73		4	3	73	3	
Key Stage 2 % achieving a Higher Standard	Subject	Cohort	School	LA	National	Key Stage 2	LA Gap	National Gap	School 2024	2025 to 2024 Comparison	
	RWM Combined	58	5	7	8		-2	-3	0	5	
	Reading	58	21	30	33		-9	-13	10	11	
	Writing*	58	5	10	13		-5	-8	8	-3	
	Maths	58	21	25	26		-4	-5	15	5	
	GPS	58	40	31	30		9	10	29	11	
All National Figures are derived from the NCER emerging national picture and are provisional, except KS2 headlines											
* The Writing TA is measured at Greater Depth within the expected standard											
Produced by the Education Business Intelligence Unit											

YEAR 6 RESULTS 2024-25

School: Primrose Hill Primary School and Childrens Centre DFE number: 3803				Key Stage 2 Attainment			
Percentage achieving the Expected Standard				Percentage achieving a High Score			
	School	LA	National		School	LA	National
RWM	72	59	62	RWM	5	7	8
Reading	74	73	75	Reading	21	30	33
Writing (TA)	78	69	72	Writing (TA)	5	10	13
Maths	84	72	74	Maths	21	25	26
GPS	76	72	73	GPS	40	31	30



Produced by the Education Business Intelligence Unit

